



Criterion II (2.7.1)
Student Satisfaction Survey (SSS)
(2019-2020)

Student Satisfaction Survey was conducted in U.M.K. College during the Session 2019-2020 with the help of Questionnaire prepared by the IQAC Co-ordinator in consultation with other members of the IQAC committee and Professors-in charge of Criterion II of AQAR & prepared for this report period. The survey covered five important areas of (i) Teaching Learning Process, (ii) Effectiveness of communication (iii) Teaching Learning Resources (iv) Counseling Experience and (v) Assessment and Evaluation. The questionnaires are framed to assess the satisfaction levels of students on teaching-learning experience provided by the institution. A total of 150 (one hundred fifty) students were randomly given questionnaire and data on student satisfaction were collected.


The responses of students marked by them on the prescribed format were collected and analyzed by the Feedback committee under the guidance of the Principal and IQAC Co-ordinator of the college. The following table shows the responses given by students:


Co-ordinator, IQAC
U.M.K. College, Majuli



Principal
U.M.K College, Majuli

UJANI MAJULI KHERKATIA COLLEGE
TABLE SHOWING DATA ON STUDENT SATISFACTION SURVEY
IN PERCENTAGE

Area of Question	Sub-area of Question	Percentage of responses				
		(a) Highly Satisfaction	(b) Satisfactory	(c) Dissatisfactory	(d) Undecided	(e) Highly Dissatisfactory
(1) Teaching Learning Process	Lecture Delivery	20%	50%	5%	15%	10%
	Course Completion Time	40%	30%	20%	5%	5%
	Coverage Of Syllabus	35%	35%	10%	10%	10%
(2) Effectiveness Of Communication	Effective Communication	32%	38%	10%	15%	5%
	Classroom Interaction	35%	36%	14%	10%	5%
	Office Staff Communication	28%	32%	20%	15%	5%
(3) Learning Resources	Library Resources	33%	45%	10%	6%	6%
	Seminars & Conferences	15%	10%	25%	30%	20%
	Educational Tours/Visits	30%	40%	10%	12%	8%
(4) Counseling	Teacher Counseling	32%	50%	5%	4%	9%
	Career Counseling	10%	30%	40%	9%	11%
	Teacher Availability	20%	40%	17%	20%	3%
(5) Evaluation	Evaluation Methods	35%	37%	10%	13%	5%
	Internal Assessment	50%	31%	3%	10%	6%
	Feedback After IA	33%	33%	10%	20%	4%
	Impartiality of Teachers	41%	35%	5%	10%	9%


 IQAC
 Co-ordinator

Co-ordinator, IQAC
 U.M.K. College, Majuli


 Authenticated by
 Principal
 U.M.K. College, Majuli

Principal
 U.M.K. College, Majuli