



U.M.K. College, Majuli FEEDBACK SUMMARY 2021-22

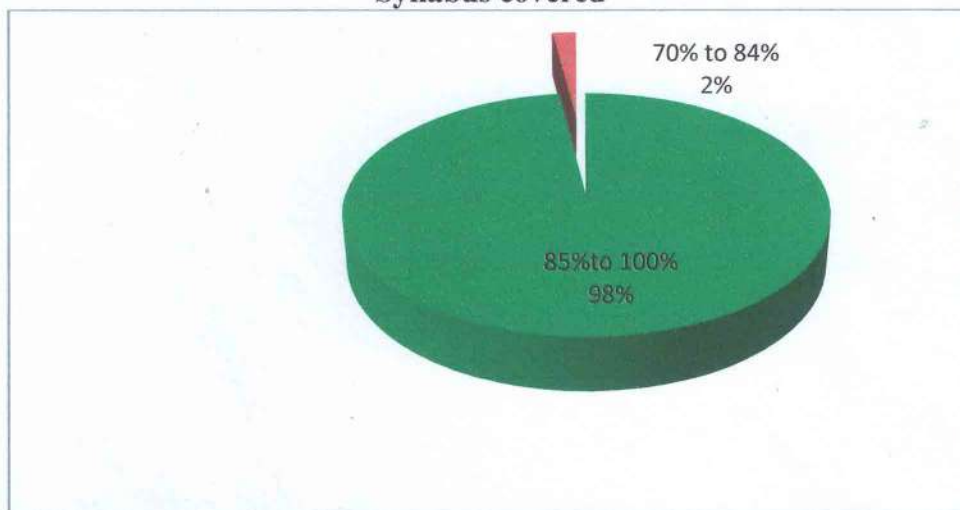
For smooth functioning of an institution it is essential to collect feedback from the stakeholders i.e. students, teachers, guardians, employer and alumni. The objective of this exercise is to understand accurately the impact of all the efforts taken by the institutions at all levels for the students and teachers and to find out the drawback or constraints of development of the institution. The feedback committee has collected inputs and suggestions from the stakeholders and forwarded the report to the authority for further necessary actions.

Feedback from the stakeholders has been analysed by using Statistical methods. The feedback forms are designed by the Feedback Committee and were distributed through offline mode.

STUDENTS FEEDBACK

The feedback committee has received feedback from the students on the syllabus covered by the teachers, teachers' approach to teaching, teachers' communication skill, use of ICT tools in teaching-learning process; library facilities, sports, NCC and NSS facilities.

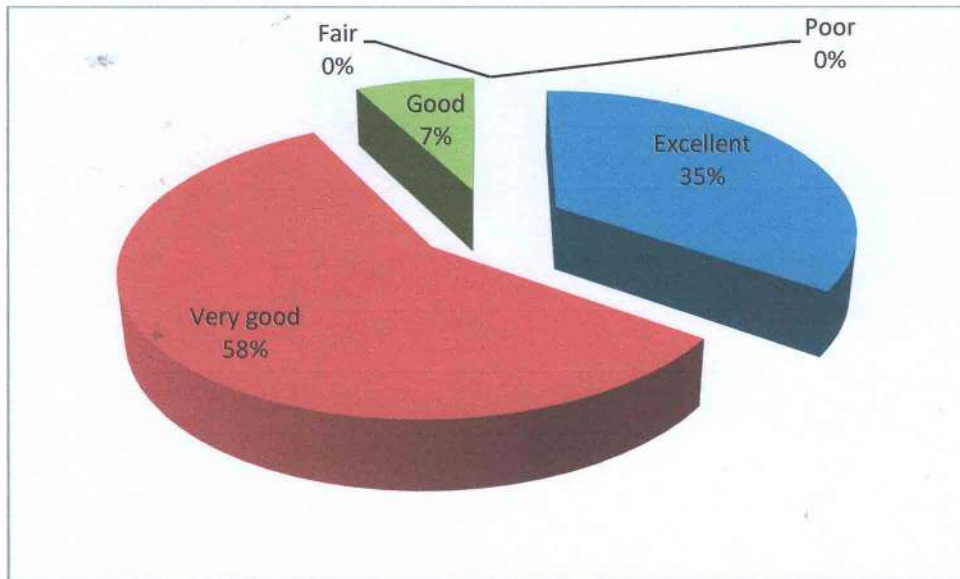
Syllabus covered



The above diagram shows 98% students responded that 85% to 100% of the syllabus is covered in the class and 2% students responded that 70% to 83% of the syllabus is covered in the class.

Teachers' approach to teaching

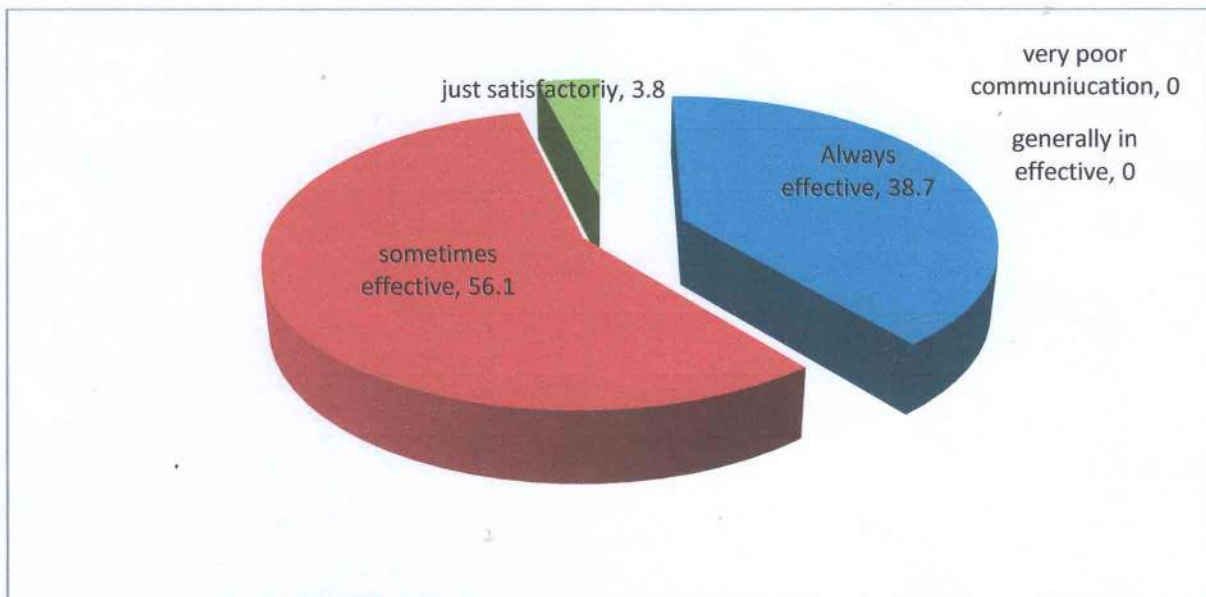
To analyse teachers' approach to teaching a five point rating scale is used as Excellent, Very good, Good, Fair and Poor.



35% students have responded that the teacher's approach to teaching is excellent, 58% students have responded as very good and 7% students as good.

Teachers communication skill

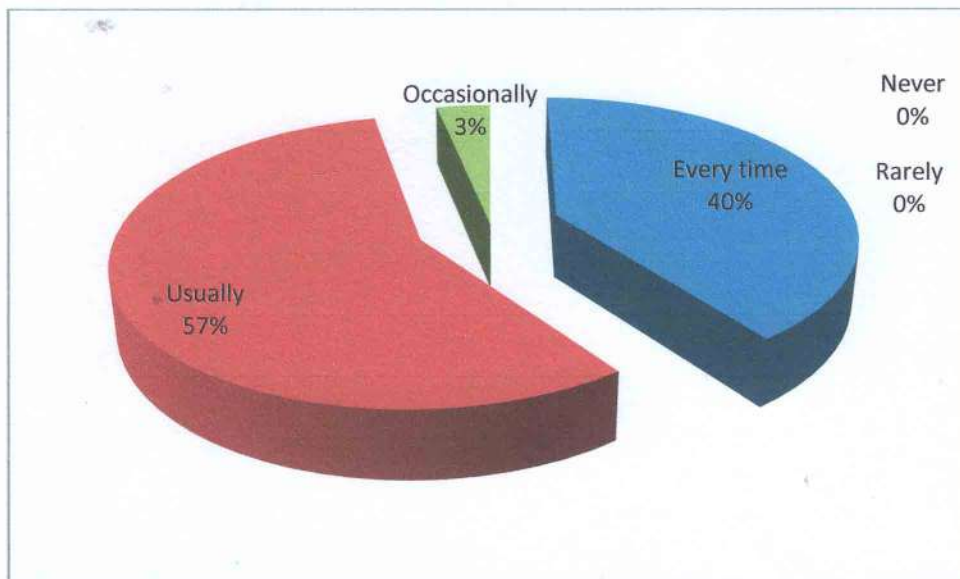
Teachers' communication skill has been evaluated by using a five point rating scale as: Always effective, Sometimes effective, Just satisfactorily, Generally ineffective and Very poor.



Regarding teachers' ability of communication skill, 38.7% students have responded as always effective, 56.1% students have responded as sometimes effective and 3.8% students as just satisfactory.

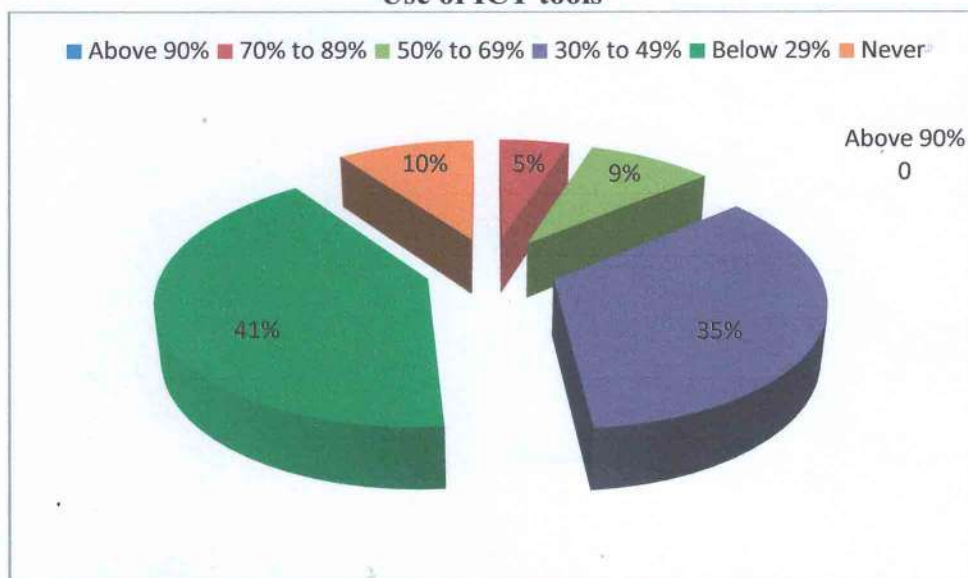
Competencies, course outcome and programme outcome

To evaluate the statement “Teachers inform you about your competencies, course outcomes and programme outcomes” a five point rating scale as Everytime, Usually, Occasionally, rarely and Never is used.



40% of students of the college responded that the teachers inform them every time about their expected competencies, course outcomes and programme outcomes, 57% students responded that teachers usually inform them and 3% students responded that the teachers occasionally inform them.

Use of ICT tools

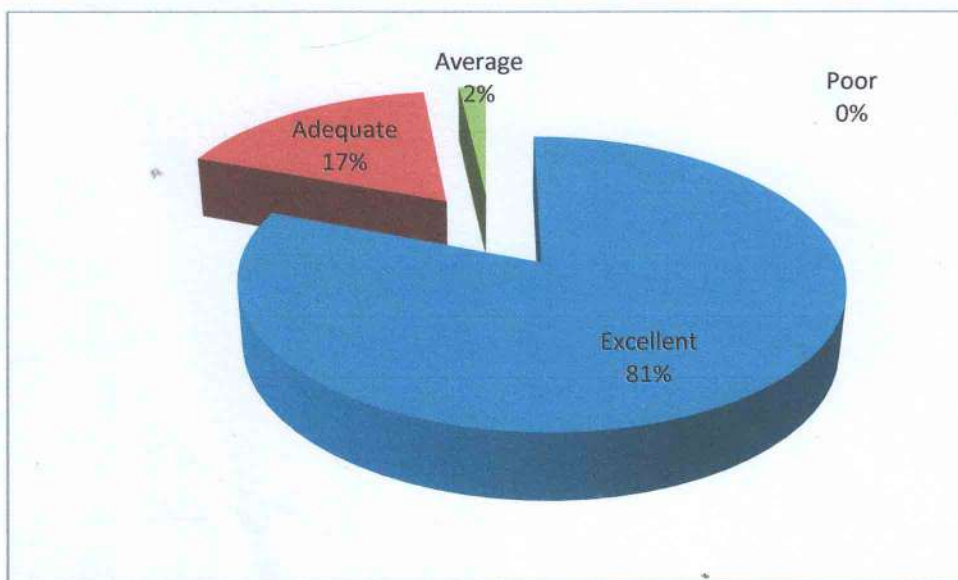


The above diagram shows percentage of responses on use of ICT tools in teaching learning process. 5% students have responded that 70% to 89% of teachers use ICT tools while teaching, 9% students have responded that 50% to 69% of teachers use ICT tools, 35% students answered that 30% to

49% of teachers use ICT tools and according to 41% student below 29% of teachers use ICT tools during teaching. According to 10% students, teachers never use ICT tools while teaching.

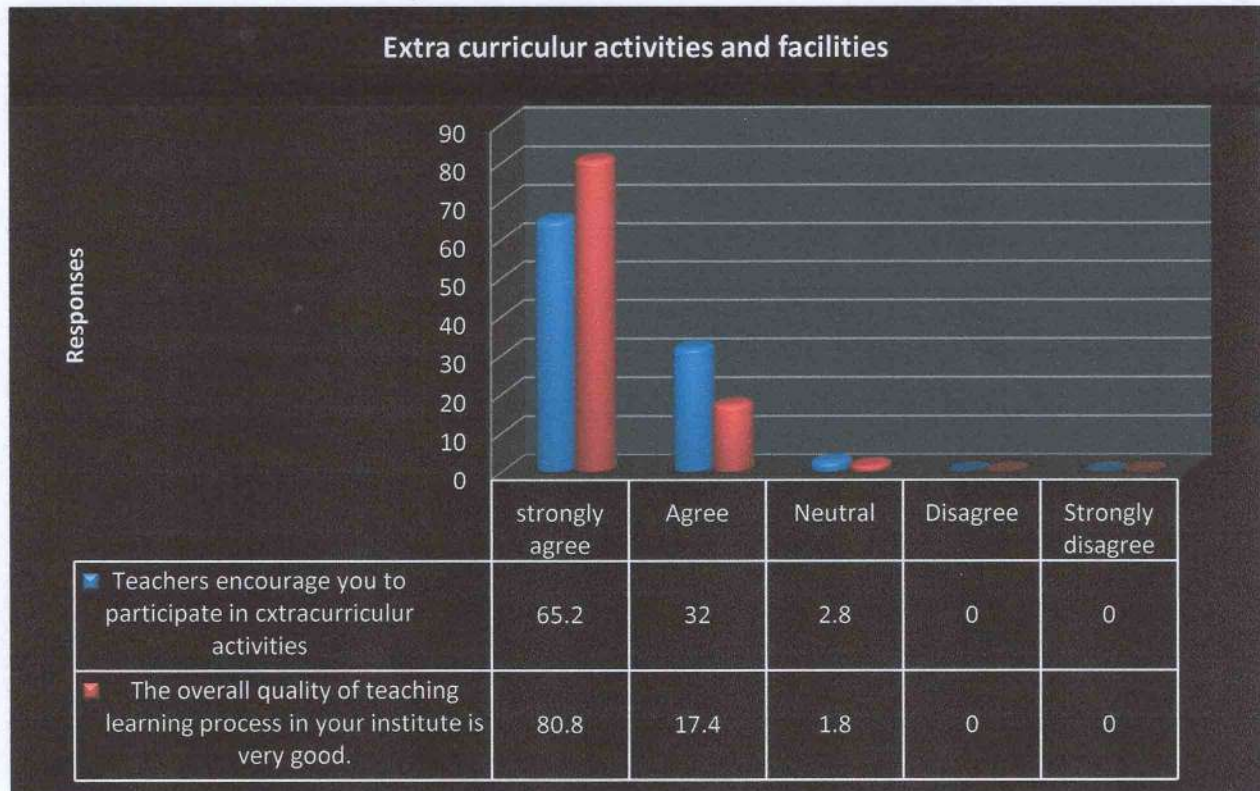
Sports and other extracurricular facilities

Sports and other extracurricular facilities like NSS, NCC of the college has been analysed by using a four point rating scale as Excellent, Adequate, Average and poor.



According to 81% students, the facilities of sports, NSS and NCC is excellent in the college, 17% students have responded that Sports and other extracurricular facilities like NSS and NCC is adequate and other 2% students as average.

Teachers' encouragement to participate in extracurricular activities and overall teaching learning process is analysed by using a five point rating scale as: Strongly agree, Agree, Neutral, Disagree and Strongly disagree



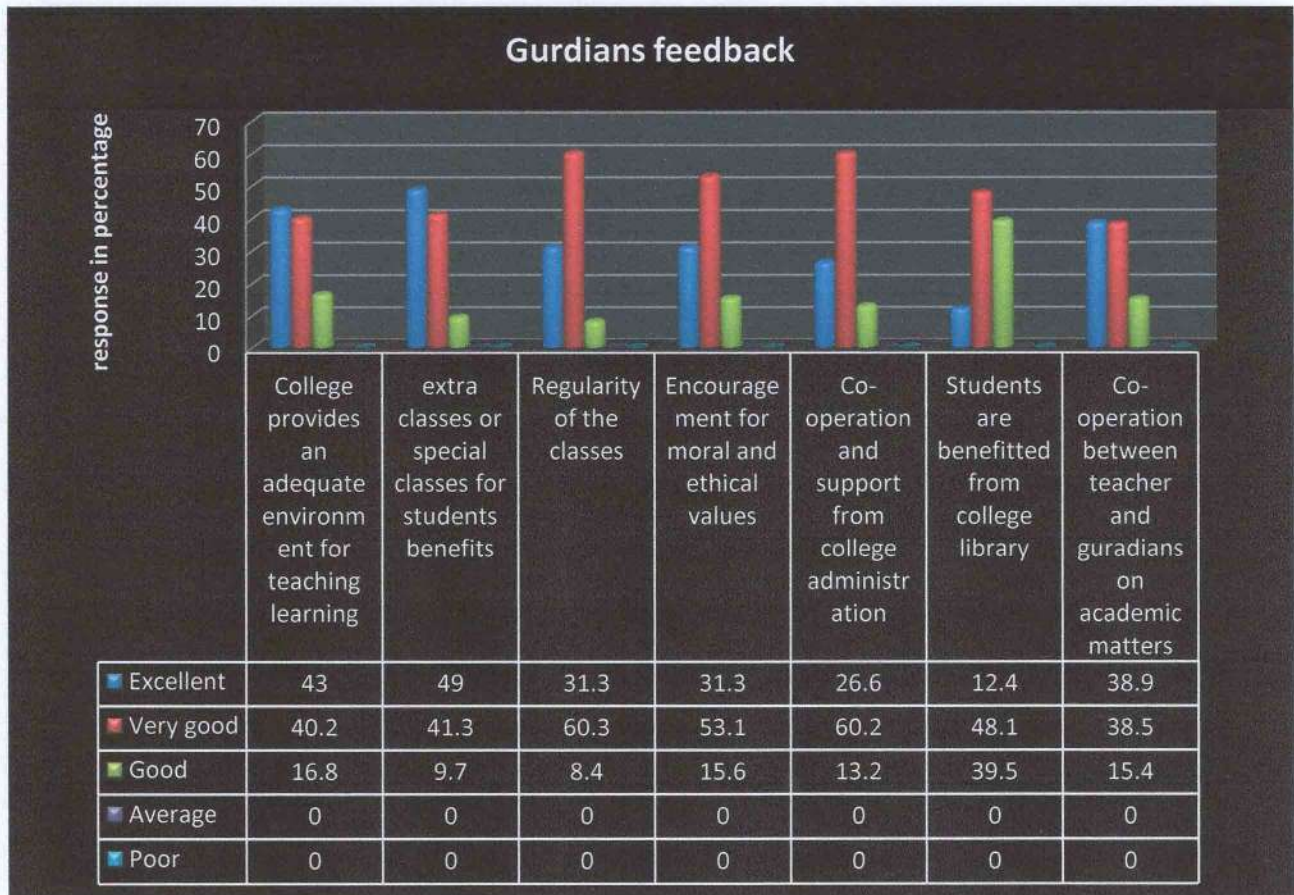
65.2% students strongly agree that teachers encourage them to participate in extracurricular activities, 32% students agree and 2.8% students are neutral.

Regarding the overall quality of teaching learning process of the institution, 80.8% students' response is strongly agree, 17.4% students' response is agree and 1.8% students' response is neutral.

Through the analysis of the feedback received from the students, it is come to know that the percentage of teachers of using ICT tools in teaching learning process is not upto the mark. In coming days, more classes through ICT tools should be used to increase the interest of the students in their learning process.

GUARDIANS FEEDBACK

The feedback committee has collected the feedback from the guardians of the students to analyse adequacy of teaching learning environment provided by the college, extra classes for students' benefits, regularity of the classes, teachers' encouragement for moral and ethical values of the students, library facilities and co-operation between teacher and guardians. A five point rating scale as: Excellent, Very good, Good, Average and poor is used to analyse the feedback collected from the guardians.



In the first statement “the college provides an adequate environment for teaching learning” 43% guardians’ response is excellent, 40.2% guardians’ response is very good and 16.8% guardians’ response is good

In the second statement “extra classes or special classes for students benefits” 49% guardians’ response is excellent, 41.3% guardians’ response is very good and 9.7% guardians, response is good.

In the third statement “regularity of the classes in this college is excellent”, 31.3% guardians have responded as excellent, 60.3% guardians have responded as very good and 8.4% guardians as good.

In the fourth statement "encouragement of the college for moral and ethical values of the students", 31.3% guardians' response is excellent, 53.1% guardians' response is very good and 15.6% guardians' response is good.

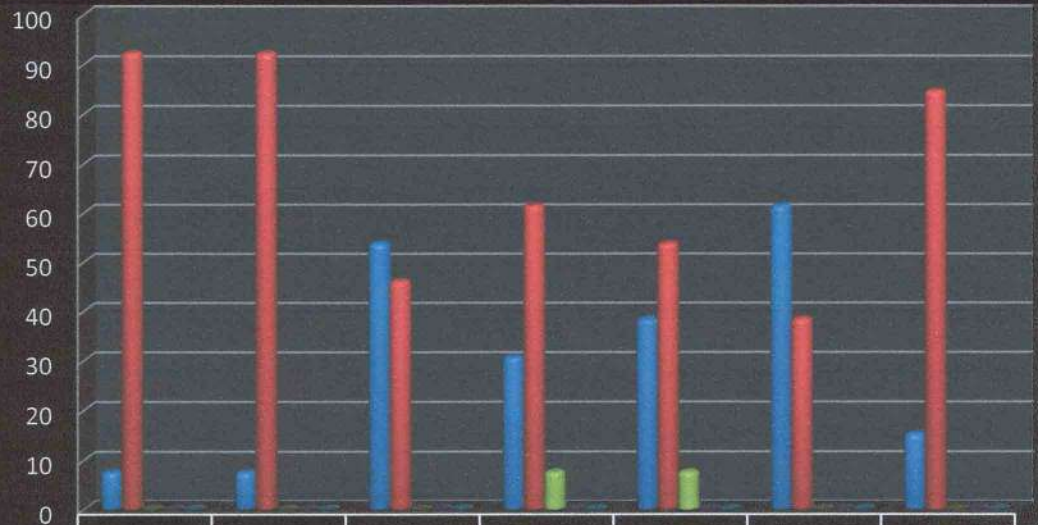
In the fifth statement "Co-operation and support from college" 26.6% guardians' response is excellent, 60.2% guardians' response is very good and 13.2% Guardians' response is good.

In the sixth statement "Relationship between teacher and guardians on academic matters" 38.9% guardians' response is excellent, 38.5% guardians' response is very good and 15.4% guardians' response is good.

TEACHERS FEEDBACK

Feedbacks are also collected from the teachers of the college to understand the teachers' satisfaction on curriculum and employability; admission process adopted by the college; sufficiency of drinking water, toilets etc for both teacher and students; adequacy of sports facility; sincerity of the administration for development of the college; adequate opportunities and support to the faculties for upgrading their skills and qualifications. A five point rating scale as Very satisfied, Satisfied, Neither satisfied nor dissatisfied, Dissatisfied and Very Dissatisfied has been used to analyze feedback received from the teachers of the college.

Teachers' Response in percentage



	The curriculum meets your satisfactory level	The curriculum enhances the employability	The admission process adopted by the college is effective	The drinking water facility, to ilets etc. is sufficient for faculty and students	Sports infrastructure is adequate	The administration is sincerely putting efforts for the development of the institution	The institution provides adequate opportunities and support to the faculty members for upgrading their skills and qualifications
Very satisfied	7.6	7.6	53.8	30.7	38.4	61.5	15.3
Satisfied	92.3	92.3	46.1	61.5	53.8	38.4	84.6
Neither satisfies nor dissatisfied	0	0	0	7.69	7.69	0	0
Dissatisfied	0	0	0	0	0	0	0
Very dissatisfied	0	0	0	0	0	0	0

7.6% teachers' response is very satisfied, 92.3% teachers' response is satisfied in the statement "the curriculum meets your satisfactory level".

7.6% teachers' response is very satisfied and 92.3% teachers' response is satisfied in the statement "the curriculum enhances the employability".

53.8% teachers are very satisfied and 46.1% teachers are satisfied with the effective admission process adopted by the college.

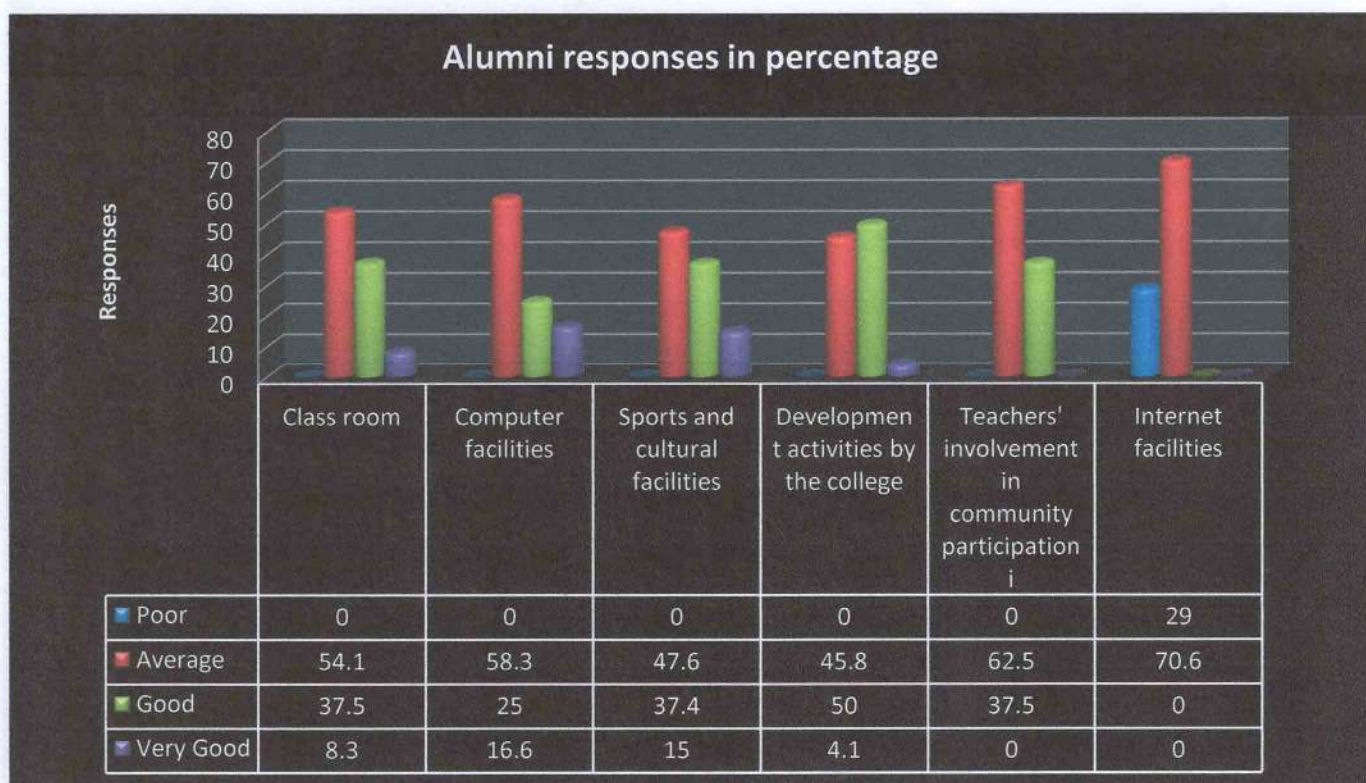
30% teachers are very satisfied, 61.5% teachers are satisfied and 7.69% teachers are neither satisfied nor dissatisfied with the drinking water facility, toilet etc. for the teacher and students of the college.

38.4% teachers very satisfied. 58.3% teachers satisfied and 7.69% teachers neither satisfied nor dissatisfied on sports facility of the college.

61.5% teachers are very satisfied with sincere effort of the administration is for the development of the college and other 38.4% teachers' response is satisfied. In the statement "the institution provides adequate opportunities and support to the faculty members for upgrading their skills and qualifications", 15.3% teachers' response is very satisfied and 84.6% teachers' response is satisfied.

ALUMNI FEEDBACK

Feedbacks are also collected from the alumni of the college to understand adequate classroom facilities, computer facilities, sports and cultural facilities, development activities performed by the teachers, teachers' involvement in community level activities and internet facilities provided by the college by using a four point rating scale as poor, Average, Good and Very Good.



According to 54.1% alumni, the class room facilities of the college is average, 37.5% alumni have responded as good and 8.3% alumni as very good.

58.3% alumni have responded that computer facilities of the college is average, 25% have responded as good and 16.6% alumni as very good.

Regarding sports and cultural facilities, 47.6% alumni have responded as average, 50% alumni have responded as good and 4.1% alumni as very good.


According to 62.5% alumni, teachers' involvement in community participation is average and 37.5% alumni have responded as good.

70.6% alumni have responded that internet facility in the college is average and 29% alumni have responded that internet facilities in the college as poor.

Through analysis of feedback received from alumni, it is come to light that internet facility in the college is poor. Internet facility in the college should be upgrade in coming years.

EMPLOYER'S FEEDBACK

The feedback from the employer has been collected to understand the teachers' ability, involvement in different activities and communication skill. The employer satisfied with the ability of the teachers' contributions to the goal of the institution. The employer neither satisfied nor dissatisfied with communication skill and soft skill of teachers and suggested that improvement of soft skill is utmost necessary in recent times and advised the teachers to acquire soft skills. The employer is also satisfied of teachers' leadership quality, team spirit and initiatives, willingness to learn new techniques and adopt new ideas. The employer is very satisfied with teachers' ability to use workplace equipments and involvement of teachers in social activities.


Principal
U.M.K. College, Majuli


Coordinator