



U.M.K. College, Majuli

FEEDBACK SUMMARY

2019-2020

Feedback is collected from the stakeholders i.e. students, teachers and guardians to understand all the efforts taken by the institution for overall development of the students and to identify the problems or constraints of development of the college. The feedback form is designed by the Feedback Committee and distributed through offline mode to collect feedback from the stakeholders and analysed by using Statistical methods.

STUDENTS FEEDBACK

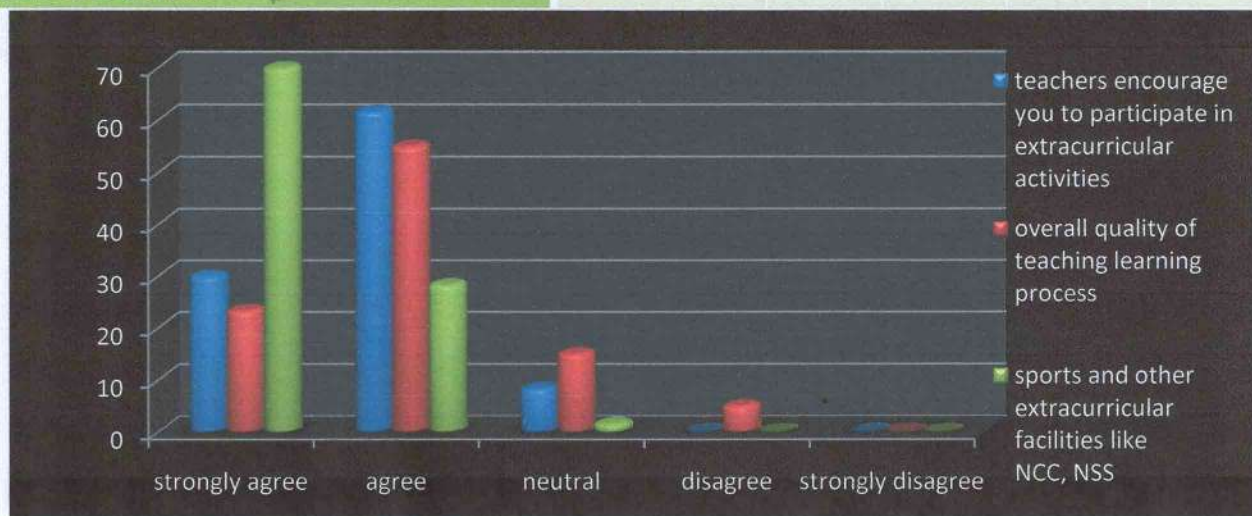
We have collected feedback from students on the syllabus covered by the teachers, teachers' approach to teaching, teachers communication skill, use of ICT tools in teaching-learning process; library facilities, sports facilities, NCC and NSS facilities. Analysis of the feedback received from the students of the college is done as follows:

Regarding the statement "how much of the syllabus was covered in the class", 93.4% students' have responded that 85% to 100% of the syllabus is covered and 6.5% students have responded that 70%-84% of the syllabus is covered. Regarding teacher's approach to teaching is analyzed by using five point rating scale as excellent, very good, good, fair and poor. 24.13% students' response is excellent and 72.41% students' response is very good and 3.46% students' response is good. To understand teachers' communication skill five point rating scale is used as always effective, sometime effective, just satisfactory, generally ineffective and very poor. 36.20% student's response is always effective, 41.37% students' response is sometime effective and 22.41% students' response is just satisfactory.

To evaluate teachers' encouragement, quality of teaching-learning process in the college, sports and other extra-curricular facilities like NCC and NSS; four point rating scale is used as excellent, adequate, average and poor.

Table 1

Statements	Responses in percentage				
	Strongly agree	Agree	Neutral	Disagree	Strongly disagree
Teachers encourage you to participate in extracurricular activities	30	61.7	8.33	0	0
Overall quality of teaching learning process in your institute is very good	23.33	55	15	5	0
Sports and other extracurricular facilities like NCC, NSS	70	28.33	1.66	0	0



The diagram shows, 30% students strongly agree, 61.7% students agree and 8.33% students remains neutral with the statement that teachers' encouragement for students to participate in extracurricular activities. 23.33% students are strongly agree, 55% students are agree, 15% students are neutral and only 5% students are disagree with the statement "overall quality of teaching learning process in the institute is very good". Regarding Sports and other extracurricular facilities like NCC and NSS in the college, 70% students strongly agree with the statement, 28.33% students agree and only 1.66% students are neutral.

After analysing data, it is come to light that 8.33% students' response regarding use of ICT tools in teaching learning process is above 90%, 11.66% students' response is 70% to 89%, 21.66% students response is 30% to 49% and 51.66% students response is below 29%.

To increase use of ICT tools in teaching learning process, arrangement of training programmes for the teachers of the college, infrastructure for ICT etc should be arranged in coming years. Suggestions that are coming from the side of the students is teacher should use of ICT classroom in teaching learning process. They need upgradation of internet facilities in the library of the college.

GUARDIAN'S FEEDBACK

The feedback from the parents has been collected to understand the teachers' accessibility to the students, co-operation from the college administration, library services, regularity of classes, internal activities of the students etc. In this feedback form a special five-point scale as excellent, very good, good, average and poor. The following table and bar diagram shows the analysis of collected data.

Table 2: Gurdians' feedback

Sl no	Statements	Responses in percentage				
		Excellent	Very good	Good	Average	Poor
1	College provide an adequate environment for teaching learning	32.25	59.67	8.08	0	0
2	Teachers' accessibility to the students	30.64	50	19.36	0	0
3	Extra classes or special classes for students' benefits	20.29	61.29	17.74	0	0
4	Regularity of the classes	17.24	62.9	19.86	0	0
5	Encouragement for moral and ethical values	19.35	58.04	17.74	4.51	0
6	Co-operation and support from college administration	20.96	51.61	25.8	1.63	0
7	Students are benefitted from college library	1.62	33.87	29.03	35.48	0
8	Extra care is taken for academic pursuit of the students by the teacher	0	45.16	66.12	20.96	0
9	Students are asked to submit homework, assignment and check regularly	51.68	48.32	0	0	0
10	Co-operation between teacher and guardian on academic matters	22.58	33.87	43.54	0	0

32.25% guardians have responded that the college provides an adequate environment for teaching learning process is excellent, 59.67% response is very good and 8.08% response is good. Regarding teachers' accessibility to the students, 30.64% guardians' response is excellent, 50% guardian's response is very good and 19.36% response is good. Regarding the statement "extra classes or special classes are provided for the students' benefit", 20.29% guardians have responded as excellent, 61.29% guardians' response is very good and 17.74% have responded as good. 17.24% have responded that the regularity of classes of the college is excellent, 62.9% guardians have responded as very good and 19.86% guardians have responded as good.

19.35% guardians have responded as excellent regarding the statement "the teachers encourages students for moral and ethical values", 58.04% have responded as very good, 17.74% respondents have responded as good and only 4.51% have responded as average. Regarding Co-operation and support from college administration 51.61% guardians have responded as excellent, 51.61% have responded as very good, 25.8% guardians have responded as good and other 1.63% guardians have responded as average. Regarding students are benefitted from college library 35.48% guardians have responded as excellent, 29.03%

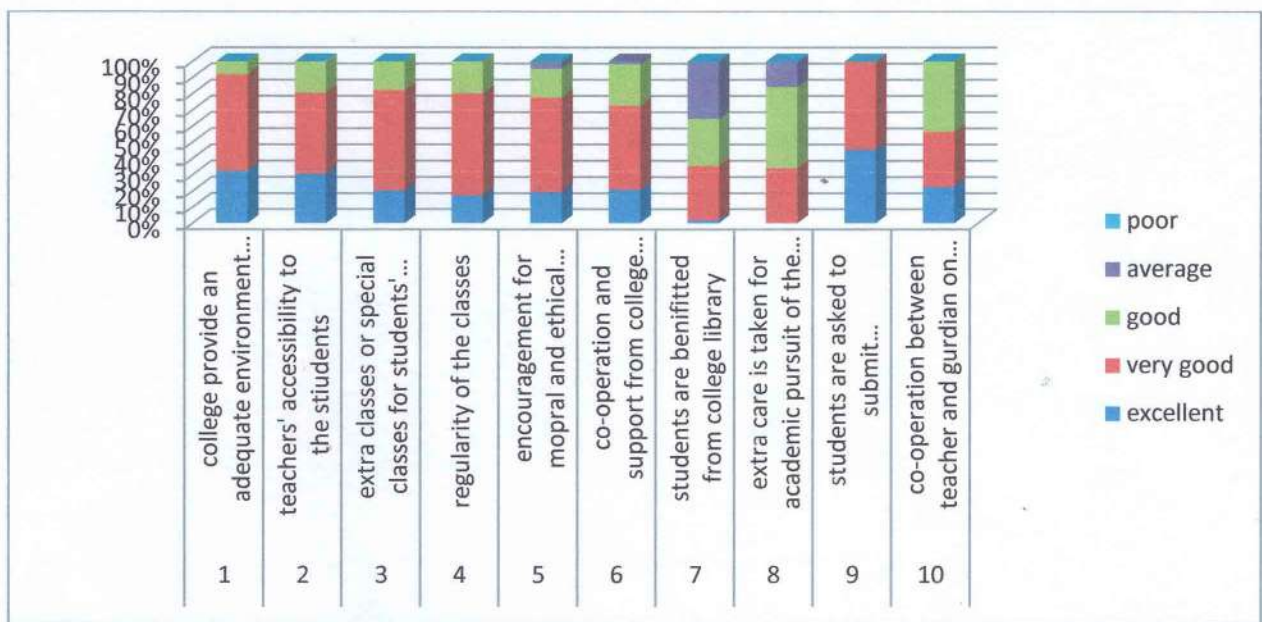
guardians have responded as good and 33.87% guardians have responded as very good and 1.62% guardians have responded as excellent.

45.16% guardians' response is very good on the statement "extra care taken for academic pursuit of the students by the teachers". 66.12% response is good and 20.96% guardians' response is average.

51.68% guardians' response on "Students are asked to submit homework, assignment and check regularly" is excellent and 48.32% response is very good.


22.58% guardians' response is excellent regarding co-operation between teacher and guardian on academic matters, 33.87% response is very good and other 43.54% response is good.

Analysis of data, it can be summarized that college library facilities should be increased in coming years. Co-operation between teacher and guardian on academic matter, only 22.58% guardians' response is excellent. Therefore to increase co-operation between teacher and guardian, guardian meeting should be arranged in coming days.



TEACHERS' FEEDBACK

The following diagram shows percentage of responses received from the teachers of the college.



Out of 16 numbers of teachers 11.1% teachers' response is strongly agree with the statement "the curriculum meets satisfactory level" and 88.8% teachers' response is agree. 33.3% teacher strongly agree with the statement "the study materials easily available in market/library and internet". Other 55.5% teachers agree and 11.1% is indifferent. 98% teachers strongly agree that the entire syllabus can be completed in time and 2% teacher agree with this statement.

Regarding the statement the admission process adopted by the college is effective, 32% teacher strongly agree and other 67.7% teacher agree with this.

22.2% teacher strongly agree with the statement "the drinking water facility, toilets etc. are sufficient for faculty and students", 77% teachers agree with this. 48.4% teacher strongly agree, 31% agree and 20.6% teachers are indifferent with the statement "the administration is sincerely putting efforts for the development of the institution". 22.2% teacher strongly agree, 66.6% teacher agree and 11.1% teacher are indifferent with the statement "the institution provides adequate opportunities and support to faculty members for upgrading their skills and qualification".

[Signature]
Principal
U.M.K. College, Majuli

[Signature]
Co-ordinator
[Signature]